

SEETRONIC

Product Data Sheet

Product Type

XLR Plug

Product Model

SCMM5-B

Customer Name

| Manufacturer | Prepared | Checked | Approved |
|--------------|----------|---------|----------|
| | | | |

| Customer | Received | Checked | Confirmed |
|----------|----------|---------|-----------|
| | | | |



Product Data Sheet

| | | |
|----------------------|-----------------|--|
| Product Type | XLR Plug |  |
| Product Model | SCMM5-B | |

Product Features

- 5-core XLR male cable connector with black plated housing and silver plated contacts
- The metal housing adopts internal thread design to ensure that it can withstand gravity under any site conditions
- Two cable clamps are provided for different cable diameters; black clamp 3.5-6mm; white clamp 6-8mm
- No ring design which is more compact and can save space
- Colored boots available for coding and identification
- The boot is equipped with a polyurethane sealing sleeve to prevent the cable from being affected by bending pressure to the greatest extent



Product Data Sheet

Product parameters

| Item | Specification |
|-----------------|---------------|
| Connection Type | XLR |
| Gender | Male |

Electrical Parameters

| Item | Specification |
|------------------------------|---------------------------------|
| Capacitance between contacts | $\leq 7\text{pF}$ |
| Contact resistance | $\leq 3\text{ m}\Omega$ |
| Dielectric strength | 1.5 kV DC |
| Insulation resistance | $> 10\text{ G}\Omega$ (initial) |
| Rated current per contact | 7.5 A |
| Rated voltage | $< 50\text{ V}$ |



Product Data Sheet

Mechanical Parameters

| Item | Specification |
|------------------|--|
| Cable O.D. | Black Strain relief: 3.5-6 mm White Strain relief: 6-8 mm |
| Insertion force | ≤ 20 N |
| Withdrawal force | ≤ 20 N |
| Service life | > 1000 mating cycles |
| Cable size | Max. 1.0 mm ² Max. 18 AWG |
| Locking device | Latch lock |



Product Data Sheet

Material and Environmental Parameters

| Item | Specification |
|-----------------------|---------------|
| Boot | PA |
| Contacts | Cu alloy |
| Contact plating | Ag |
| Insert 内芯 | PA |
| Housing 外壳 | Zinc alloy |
| Housing plating | Black |
| Strain relief | POM |
| Flame-retardant grade | UL 94 HB |
| Protection class | IP40 |
| Temperature range | -30°C ~ +80°C |

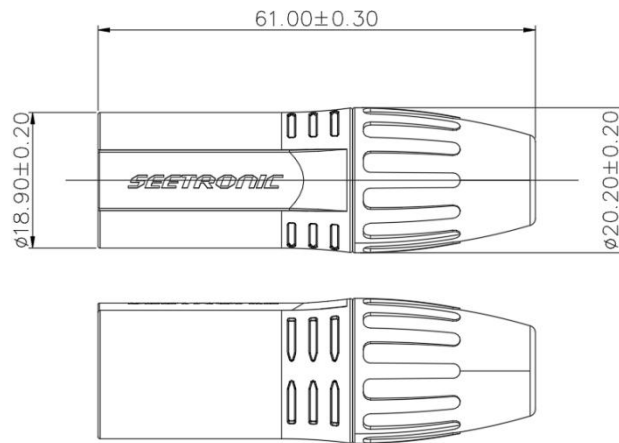
Standards and Certifications

| | |
|---------------|---------------------------|
| Standards | IEC 61076-2-103 |
| Solderability | Complies with IEC 68-2-20 |



Product Data Sheet

Product Drawing



Unit: mm

Packaging Method

1 pc per bag (include 1 pc each of inner core, housing, black and white cable clamps, boot)
80 pcs per inner carton, 5 inner cartons per master carton (400 pcs per master carton)

Accessory

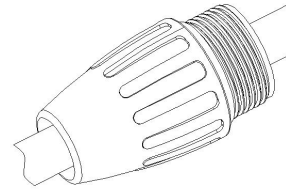
- | | |
|--|--|
| <input checked="" type="checkbox"/> No accessories | <input type="checkbox"/> Back fastener plate |
| <input type="checkbox"/> Screws and Nuts | <input type="checkbox"/> Other |



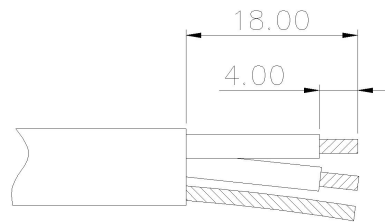
Product Data Sheet

Assembly Instructions

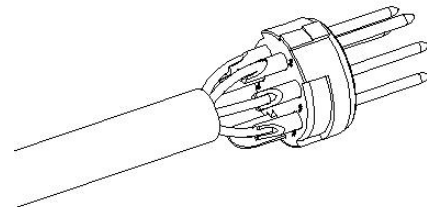
(1) Put the cable through the boot



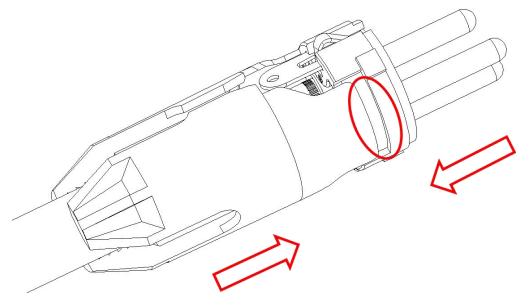
(2) Strip the cable in the size as shown



(3) Insert the conductor of the cable into the terminal of the inner core and solder

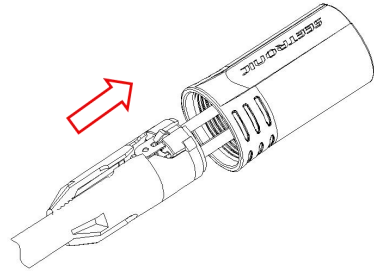


(4) Insert cable into the clamp and snap into inner core assembly bayonet



Product Data Sheet

(5) Push the inner core component and clamp into the housing.



(6) After assembly of the wire clip assembly, core assembly and housing, tighten the bushing in a clockwise direction

